

Product Catalog



Company Information	(01)
NextLock® by Digilock®	(07)
Axis	(09)
Classic Cam	(23)
Sola	(31)
Cue	(35)
Mech	(39)
Key Management	(45)
Drawings and Dimensions	
Axis	(47)
Classic Cam	(57)
Sola	(61)
Cue	(63)
Mech	(65)



The Netherlands




Digilock® is a global leader in delivering high-performance electronic locks and locker security solutions. Patented technologies and innovation are the key factors that contribute to Digilock's success.

Founded in 1981, headquartered in California, with sales offices in The Netherlands and Hong Kong, Digilock continues to innovate since it delivered the first electronic lock for personal storage in 1992.

Our commitment to providing superior customer support and responsiveness to market demands enable Digilock to be recognized as the industry influencer making Security Simplified®.



Hong Kong



USA

Digilock®
Petaluma ■ USA
+1 707 766 6000
sales@digilock.com

Digilock Europe B.V.
Amsterdam ■ The Netherlands
+31 (0)20.303.3060
sales@digilock.eu

Digilock Asia Limited
Kowloon ■ Hong Kong
+852. 277.60.800
sales@digilock.asia



company

We promote Security Simplified® by providing lock and locker solutions. We deliver this through a steadfast commitment to our core values of innovation, design, quality, and enduring relationships.

technology

Driven by innovation, our products use the latest technology and highest caliber of materials to ensure flawless performance every time.

products

Available in an array of designs, styles, and finishes, our products enhance environment appeal while safely and simply protecting personal belongings.

quality

Quality is our signature in design and engineering, aesthetics, security, and overall user experience.

support

We provide world class customer service and product support, building lasting relationships around the world.



Axis Standard Keypad



Axis Touch Keypad



Axis Touch RFID



Classic Cam



Cue



Sola



Mech





AXIS

10



standard keypad features

- Keypad operation
- All metal housing
- Slim 5/16" (8mm) profile
- Simple installation
- Non-handed
- Meets IP55 rating
- Standard, vertical, or horizontal body style
- With or without pull handle
- Brushed nickel or black finish
- 1/2" (12mm) motorized deadbolt or deadlatch
- Visual & audible indicators
- Manage with electronic keys or mobile device
- Programmable auto unlock
- Customizable settings
- Built-in audit trail
- 3-5 year battery life
- Powered by 4 premium AA batteries
- Up to 5 year warranty

Axis Standard Keypad locks operate with an alphanumeric keypad interface. The interface also contains a key slot to operate locks with an ADA compliant User Key.



user credential

Users operate with either a self-selected 4-digit User Code or an ADA compliant User Key.

body style

Available in standard, vertical, and horizontal body styles with or without pull handle.

functionality

shared use

In shared use functionality, the locks are designed for day-use lockers. The user chooses an available locker and operates it with a self-selected user credential. Once the locker is vacated, it becomes available for a different user.

assigned use

In assigned use functionality, the locks are designed for lockers that are for private use. The user is assigned a locker and operates it with their assigned user credential.

locking mechanism

deadbolt

Features a 1/2" (12.7mm) motorized deadbolt designed for either shared or assigned use functionality.

deadlatch

Features a 1/2" (12.7mm) motorized deadlatch designed for assigned use functionality.

finish

Standard finishes are brushed nickel or black. Custom finishes are available upon request.

mounting

All Axis Standard Keypad locks are surface mounted. The keypad interface connects to the locking mechanism via a snap lock cable connector that tucks neatly into an integrated cable pocket. The mounting design accommodates a door thickness of up to 2" (50.8mm).

management

Programming and management access are accomplished via patented electronic keys. An optional mobile application allows simplified lock management and audit trail.





AXIS

14



touch keypad features

- Touch keypad operation
- All metal housing
- Slim 5/16" (8mm) profile
- Simple installation
- Non-handed
- Meets IP55 rating
- Standard body style
- With or without pull handle
- Brushed nickel or black finish
- 1/2" (12mm) motorized deadbolt or deadlatch
- Visual & audible indicators
- Manage with electronic keys or mobile device
- Programmable auto unlock
- Customizable settings
- Built-in audit trail
- 3-5 year battery life
- Powered by 4 premium AA batteries
- Up to 5 year warranty



Axis Touch Keypad locks operate with an alphanumeric touch keypad interface. The interface also contains a key slot to operate locks with an ADA compliant User Key.



user credential

Users operate with either a self-selected 4-digit User Code or an ADA compliant User Key.

body style

Available in a standard body style with or without pull handle.

functionality

shared use

In shared use functionality, the locks are designed for day-use lockers. The user chooses an available locker and operates it with a self-selected user credential. Once the locker is vacated, it becomes available for a different user.

assigned use

In assigned use functionality, the locks are designed for lockers that are for private use. The user is assigned a locker and operates it with their assigned user credential.

locking mechanism

deadbolt

Features a 1/2" (12.7mm) motorized deadbolt designed for either shared or assigned use functionality.

deadlatch

Features a 1/2" (12.7mm) motorized deadlatch designed for assigned use functionality.

finish

Standard finishes are brushed nickel or black. Custom finishes are available upon request.

mounting

All Axis Touch Keypad locks are surface mounted. The keypad interface connects to the locking mechanism via a snap lock cable connector that tucks neatly into an integrated cable pocket. The mounting design accommodates a door thickness of up to 2" (50.8mm).

management

Programming and management access are accomplished via patented electronic keys. An optional mobile application allows simplified lock management and audit trail.

NEXT
LOCK™ Digilock®

AXIS

18



touch RFID features

- Touch RFID operation
- All metal housing
- Slim 5/16" (8mm) profile
- Simple installation
- Non-handed
- Meets IP55 rating
- Standard, vertical, or horizontal body style
- With or without pull handle
- Brushed nickel or black finish
- 1/2" (12mm) motorized deadbolt or deadlatch
- Visual & audible indicators
- Manage with electronic keys or mobile device
- Programmable auto unlock
- Customizable settings
- Built-in audit trail
- 3-5 year battery life
- Powered by 4 premium AA batteries
- Up to 5 year warranty

Axis Touch RFID locks operate with a touch RFID interface. The interface also contains a key slot to operate locks with an ADA compliant User Key.



user credential

Users operate with either an RFID credential or an ADA compliant User Key.

body style

Available in standard, vertical, and horizontal body styles with or without pull handle.

functionality

shared use

In shared use functionality, the locks are designed for day-use lockers. The user chooses an available locker and operates it with a self-selected user credential. Once the locker is vacated, it becomes available for a different user.

assigned use

In assigned use functionality, the locks are designed for lockers that are for private use. The user is assigned a locker and operates it with their assigned user credential.

locking mechanism

deadbolt

Features a 1/2" (12.7mm) motorized deadbolt designed for either shared or assigned use functionality.

deadlatch

Features a 1/2" (12.7mm) motorized deadlatch designed for assigned use functionality.

finish

Standard finishes are brushed nickel or black. Custom finishes are available upon request.

mounting

All Axis Touch RFID locks are surface mounted. The touch RFID interface connects to the locking mechanism via a snap lock cable connector that tucks neatly into an integrated cable pocket. The mounting design accommodates a door thickness of up to 2" (50.8mm).

management

Programming and management access are accomplished via patented electronic keys. An optional mobile application allows simplified lock management and audit trail.

RFID credentials

Axis Touch RFID locks work with both iClass and Mifare standards operating at 13.56 MHz frequency.

RFID Protocols


ISO 14443A ■ ISO 14443B ■ ISO 15693



AXIS
mobile app

NEXT[®]
LOCK by Digilock[®]

Axis locks have an option to program and manage the locks through a mobile device. The mobile app allows simplified programming, management, and audit trail.



program

Provide management access and easily maintain management credentials.




audit

Report on when and who operated a lock.



auto unlock

Set locks to automatically unlock at a specific time or after a specified number of hours.



battery status

Visual indicator of lock's power level.

NEXT
LOCK by Digilock®

classic

24



cam keypad features

- Keypad operation
- All metal housing
- Vertical body style
- Non-handed
- With knob or ADA compliant lever
- Brushed nickel finish
- Cam locking mechanism
- Visual & audible indicators
- Manage with electronic keys
- 3-5 year battery life
- Powered by 3 premium AA batteries
- Up to 5 year warranty

Classic Cam Keypad locks operate with an alphanumeric keypad interface. The interface also contains a key slot to operate locks with an ADA compliant User Key.



user credential

Users operate with either a self-selected 4-digit User Code or an ADA compliant User Key.

body style

Available in a vertical body style with knob or ADA compliant lever.

functionality

Classic Cam locks can be set for either shared or assigned use functionality.

shared use

In shared use functionality, the locks are designed for day-use lockers. The user chooses an available locker and operates it with a self-selected user credential. Once the locker is vacated, it becomes available for a different user.

assigned use

In assigned use functionality, the locks are designed for lockers that are for private use. The user is assigned a locker and operates it with their assigned user credential.

locking mechanism

cam

Features an offset cam that rotates with the knob or ADA compliant lever. Custom cams are available upon request.

finish

Standard finish is brushed nickel. Custom finishes are available upon request.

mounting

All Classic Cam Keypad locks are recess mounted through a mortised opening on the door.

management

Programming and management access are accomplished via patented electronic keys.



NEXT
LOCK by Digilock®

classic

28



cam RFID features

- RFID operation
- All metal housing
- Vertical body style
- Non-handed
- With knob or ADA compliant lever
- Brushed nickel finish
- Cam locking mechanism
- Visual & audible indicators
- Manage with electronic keys
- 3-5 year battery life
- Powered by 3 premium AA batteries
- Up to 5 year warranty

Classic Cam RFID locks operate with an RFID interface. The interface also contains a key slot to operate locks with an ADA compliant User Key.



user credential

Users operate with either an RFID credential or an ADA compliant User Key.

body style

Available in a vertical body style with knob or ADA compliant lever.



functionality

Classic Cam locks can be set for either shared or assigned use functionality.

shared use

In shared use functionality, the locks are designed for day-use lockers. The user chooses an available locker and operates it with a self-selected user credential. Once the locker is vacated, it becomes available for a different user.

assigned use

In assigned use functionality, the locks are designed for lockers that are for private use. The user is assigned a locker and operates it with their assigned user credential.

locking mechanism

cam

Features an offset cam that rotates with the knob or ADA compliant lever. Custom cams are available upon request.

finish

Standard finish is brushed nickel. Custom finishes are available upon request.

mounting

All Classic Cam RFID locks are recess mounted through a mortised opening on the door.

management

Programming and management access are accomplished via patented electronic keys.

RFID credentials

Classic Cam RFID locks work with both iClass and Mifare standards operating at 13.56 MHz frequency.

RFID Protocols

ISO 14443A ■ ISO 14443B ■ ISO 15693



SOLA®

32



features

- Keypad operation
- All metal housing
- Simple installation
- Non-handed (vertical body style)
- Meets IP55 rating
- Vertical or horizontal body style
- Brushed nickel finish
- Cam locking mechanism
- Visual & audible indicators
- Manage with code or electronic keys
- Dual functionality (shared or assigned)
- 3-5 year battery life
- Powered by 2 premium AAA batteries
- Up to 5 year warranty

Sola locks operate with an alphanumeric keypad interface. Key managed locks also contain a key slot to operate locks with an ADA compliant User Key.



user credential

Users operate with either a self-selected 4-digit User Code or an ADA compliant User Key*.

**only available for key managed versions*

body style

Available in vertical and horizontal body styles.

functionality

Sola locks can be set for either shared or assigned use functionality.

shared use (default setting)

With shared use functionality, the locks are designed for day-use lockers. The user chooses an available locker and operates it with a self-selected user credential. Once the locker is vacated, it becomes available for a different user.

assigned use

With assigned use functionality, the locks are designed for lockers that are for private use. The user is assigned a locker and operates it with their assigned user credential.

management

key managed

Programming and management access are accomplished via patented electronic keys.

code managed

Programming and management access are accomplished via alphanumeric codes.

locking mechanism

cam

Features a cam (flat or offset) that rotates with the handle. Custom cams are available upon request.

finish

Standard finish is brushed nickel. Custom finishes are available upon request.

mounting

All Sola locks are surface mounted with front battery access. The mounting design accommodates a door thickness of up to .86" (22mm)





CUE

36



features

- Keypad operation
- All metal housing
- Simple installation
- Non-handed
- Meets IP55 rating
- Standard body style
- Integral pull handle
- Brushed nickel or brass finish
- 1/2" (12mm) motorized deadbolt or deadlatch
- Visual & audible indicators
- Manage with code or electronic keys
- Programmable auto unlock
- Customizable settings
- 3-5 year battery life
- Powered by 4 premium AA batteries
- Up to 5 year warranty



Cue locks operate with an alphanumeric keypad interface. Key managed locks also contain a key slot to operate locks with an ADA compliant User Key.



user credential

Users operate with either a self-selected 4-digit User Code or an ADA compliant User Key*.

**only available for key managed versions*

body style

Available in a standard body style with an integral pull handle.

functionality

shared use (default setting)

In shared use functionality, the locks are designed for day-use lockers. The user chooses an available locker and operates it with a self-selected user credential. Once the locker is vacated, it becomes available for a different user.

assigned use

In assigned use functionality, the locks are designed for lockers that are for private use. The user is assigned a locker and operates it with their assigned user credential.

management

key managed

Programming and management access are accomplished via patented electronic keys.

code managed

Programming and management access are accomplished via alphanumeric codes.

locking mechanism

deadbolt

Features a 1/2" (12.7mm) motorized deadbolt designed for either shared or assigned use functionality.

deadlatch

Features a 1/2" (12.7mm) motorized deadlatch designed for assigned use functionality.

finish

Standard finishes are brushed nickel or brass. Custom finishes are available upon request.

mounting

All Cue Keypad locks are surface mounted. The keypad interface connects to the locking mechanism via a snap lock cable connector that tucks neatly into an integrated cable pocket. The mounting design accommodates a door thickness of up to 2" (50.8mm).





dial lock features

- Dial combination operation
- All metal housing
- Vertical body style
- Brushed nickel finish
- Cam locking mechanism
- Manage with laser cut Manager Keys
- Keyed alike per site
- Replaceable core
- No batteries required
- Up to 5 year warranty

Mech Dial Locks operate with a dial operated numeric interface.



user credential

Users operate with a self-selected 4-digit User Code.

body style

Available in a vertical body style.

shared use functionality

The locks are designed for day-use lockers. The user chooses an available locker and operates it with a self-selected user code. Once the locker is vacated, it becomes available for a different user.

locking mechanism

cam

Features an offset cam that rotates with the knob. Custom cams are available upon request.

finish

Standard finish is brushed nickel.

mounting

All Mech Dial Locks are recess mounted through a mortised opening on the door.

management

Management access is accomplished via laser cut Manager Keys that are keyed alike per site.

A Code Retrieval tool retrieves forgotten User Codes.

A laser cut Removal Key is available to remove and replace lock cores in the event a Manager Key is lost or stolen.





MECHI

44



features

cam lock

- Laser Key operation
- All metal housing
- Brushed nickel finish
- Cam locking mechanism
- Manage with laser cut Manager Keys
- Keyed alike per site
- Replaceable core

padlock hasp

- All metal housing
- Brushed nickel finish
- Cam locking mechanism
- Accommodates standard padlocks

key management

NextLock® by Digilock® patented electronic keys offer external power, audit, and override capabilities for a credible management system that significantly enhances productivity and reduces cost.



user key
An ADA compliant option for user access.

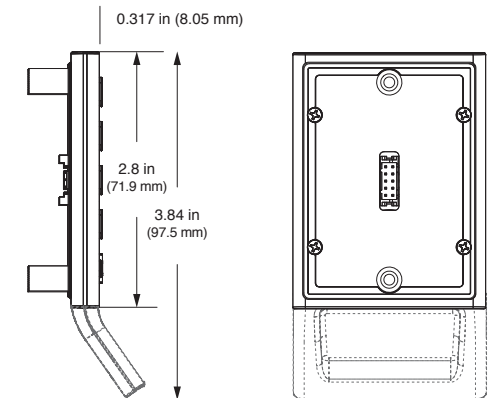
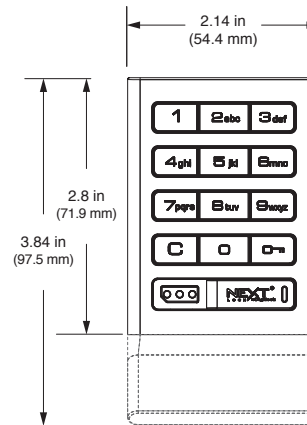


manager key
Up to 25 Manager Keys may be registered to each lock.

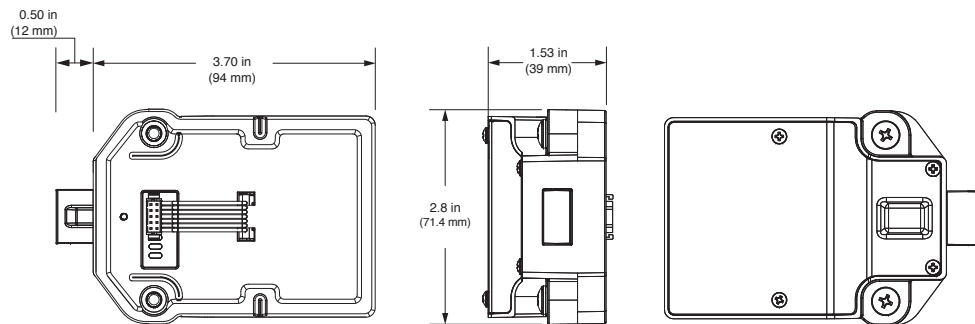


programming key
1 Programming Key allowed per lock group.

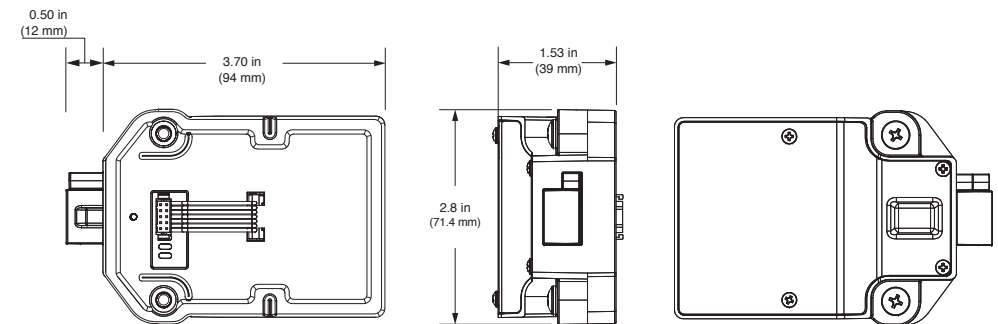
	User Key	Manager Key	Programming Key
Operates the lock	•	•	•
Overrides user access		•	•
Allows management inspection		•	•
Provides external power		•	•
Registers Manager Keys			•
Assigns user credential		•	
Sets lock functionality (on select models)			•



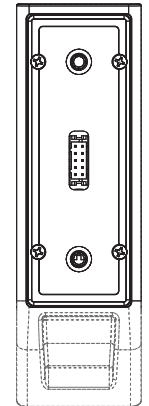
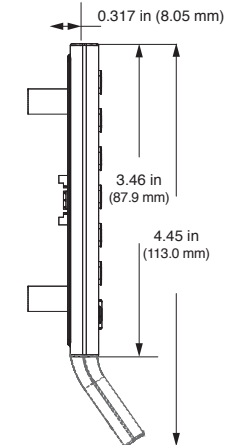
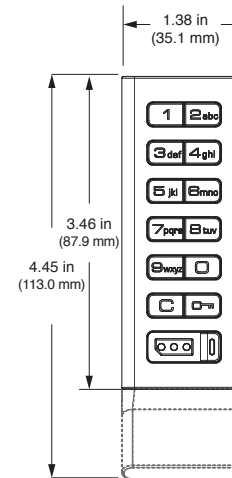
standard body



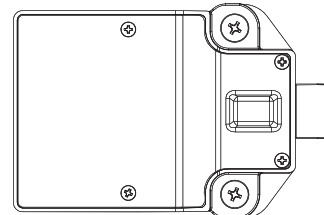
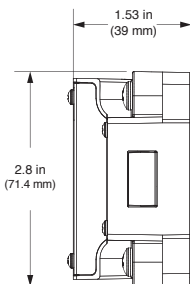
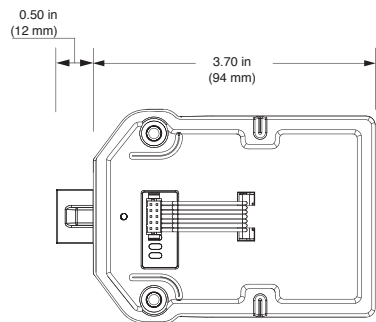
deadbolt



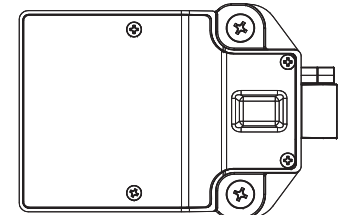
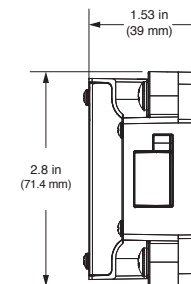
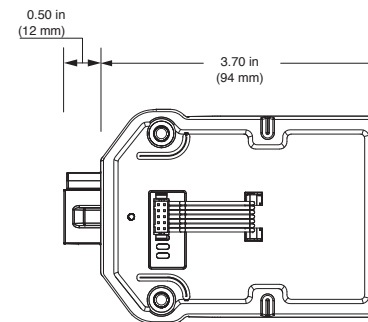
deadlatch




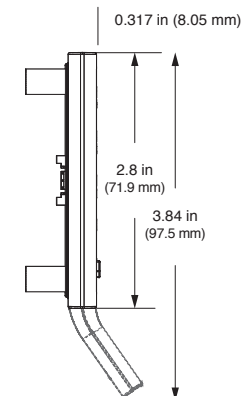
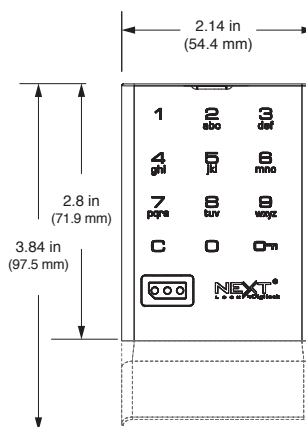
vertical body



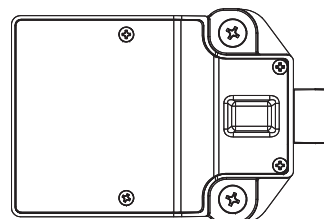
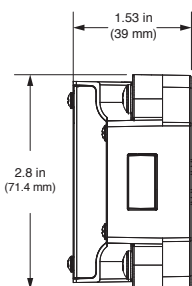
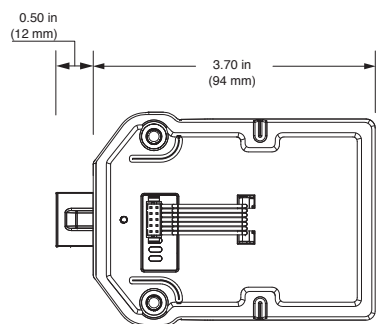
deadbolt




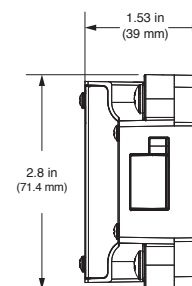
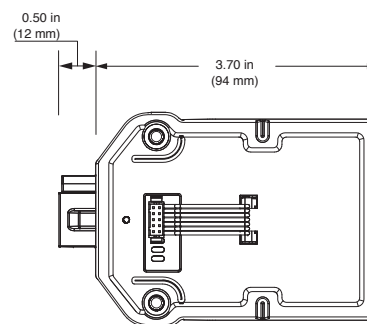
deadlatch



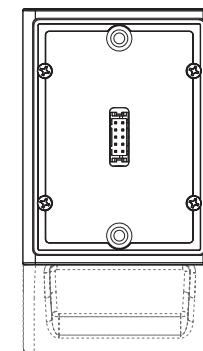
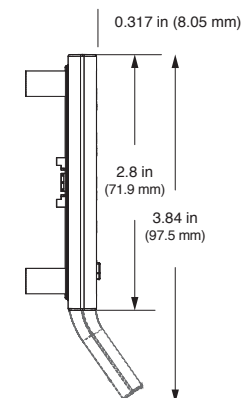
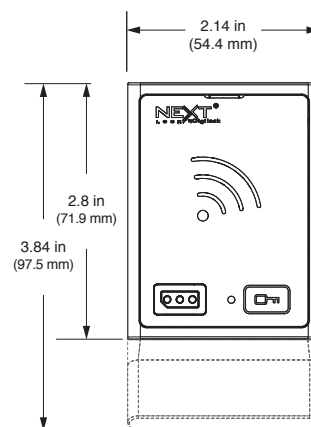
standard body



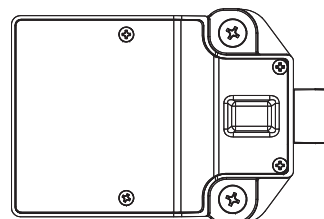
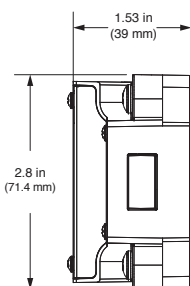
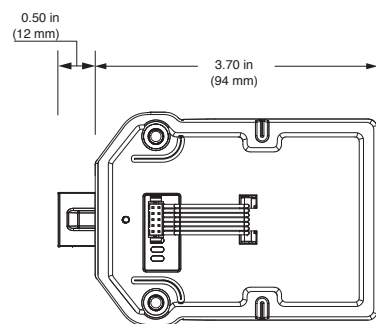
deadbolt




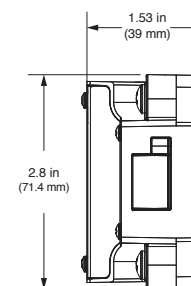
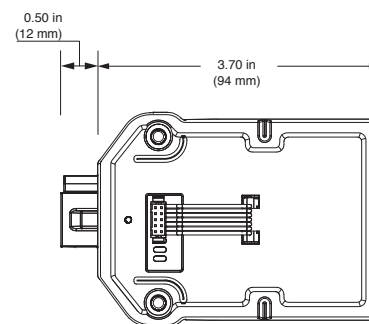
deadlatch



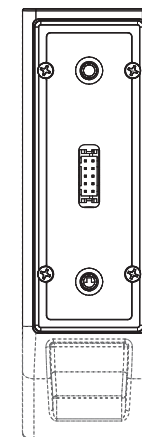
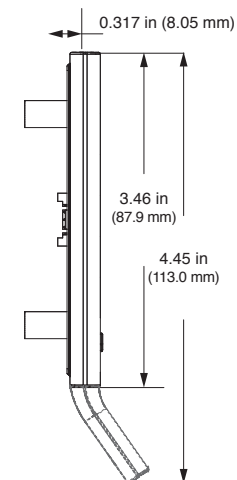
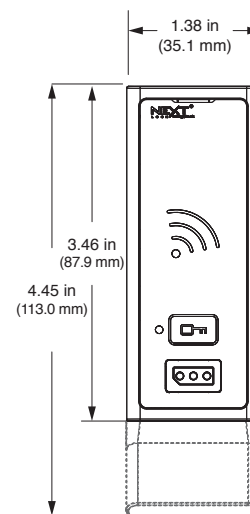
standard body



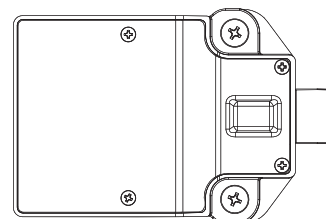
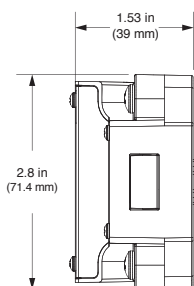
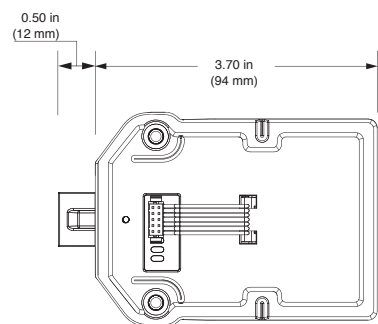
deadbolt




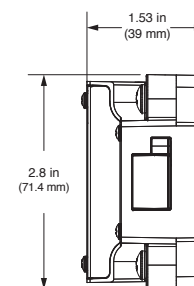
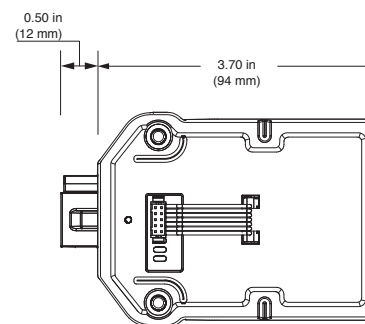
deadlatch




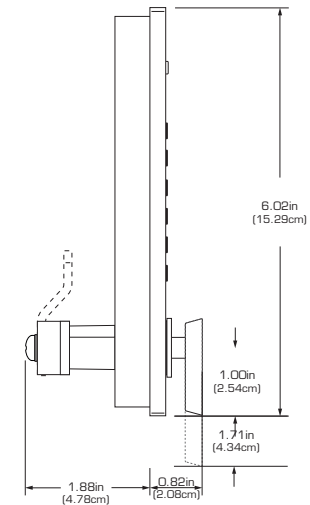
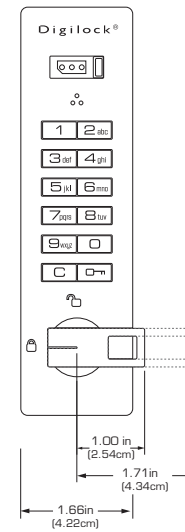
vertical body



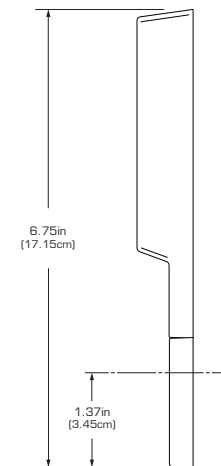
deadbolt



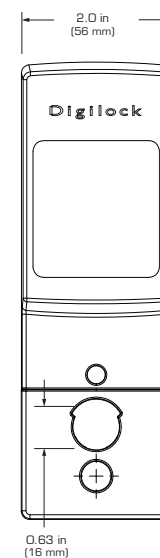
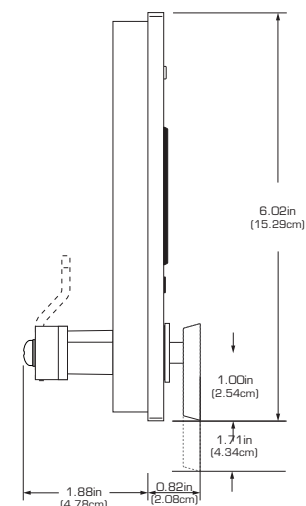
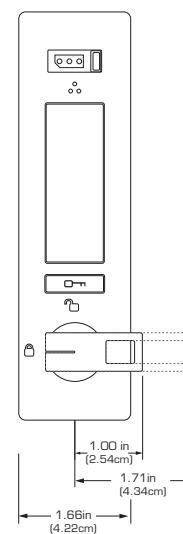
deadlatch



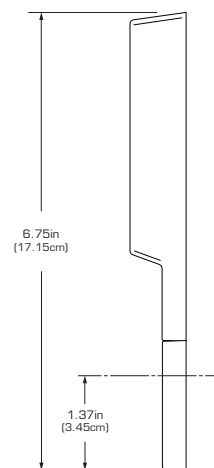
vertical body



battery enclosure



vertical body

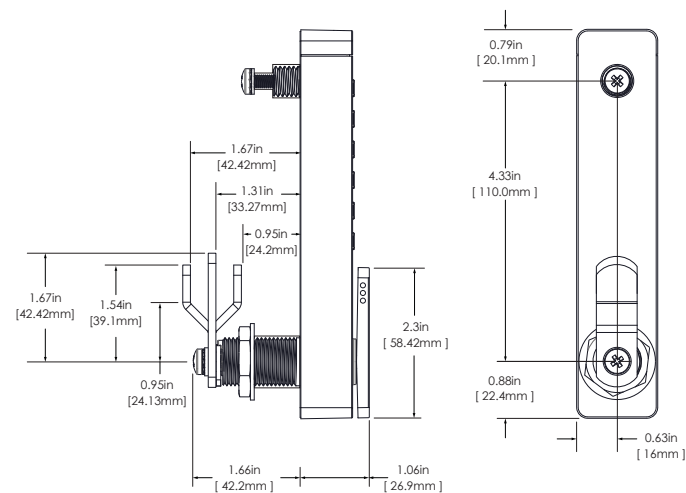
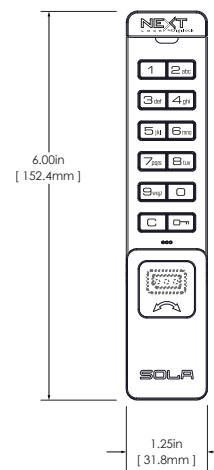


battery enclosure

SOLA®

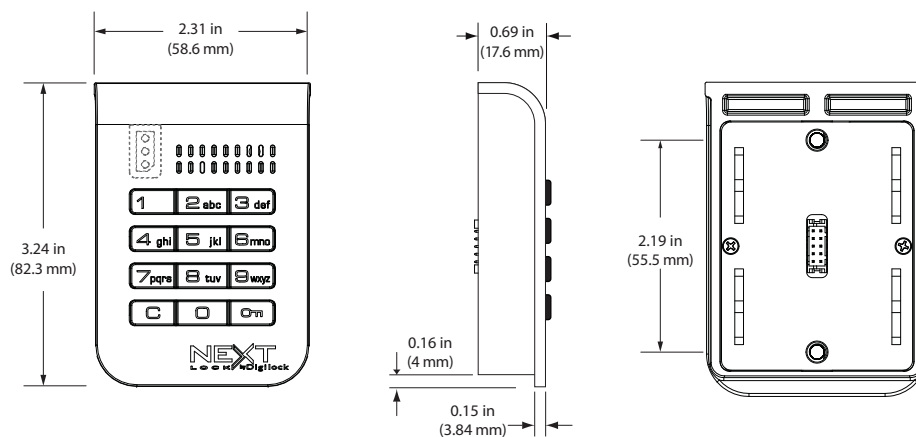


 NEXT[™]

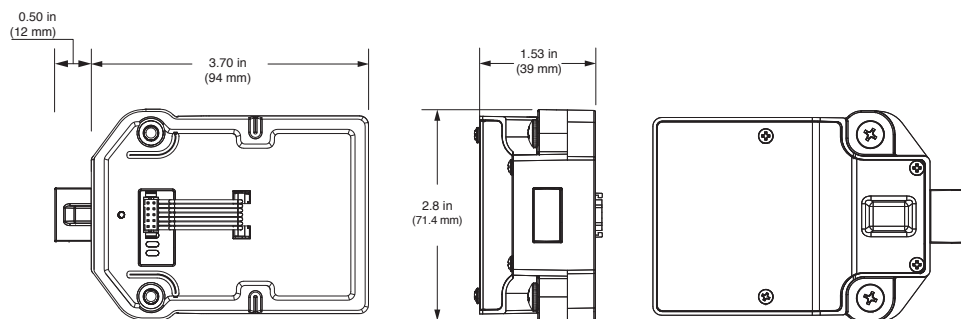
 LOCKING Digilock[®]


vertical body

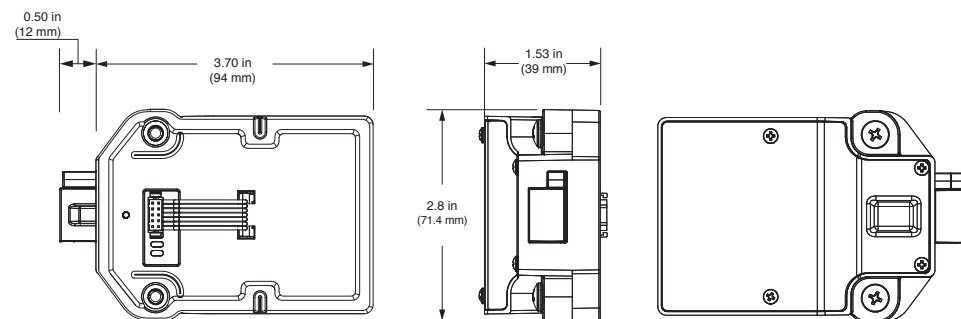




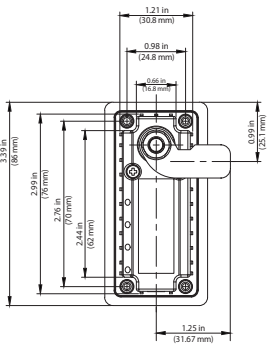
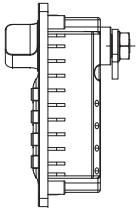
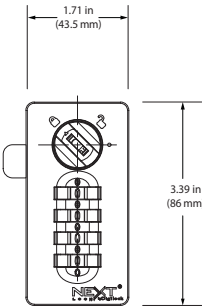
standard body



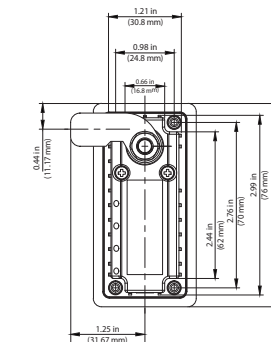
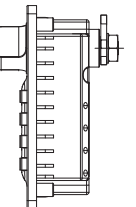
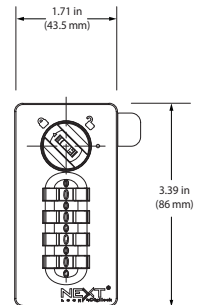
deadbolt



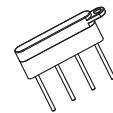
deadlatch



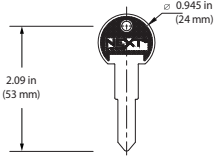
dial lock - left handed



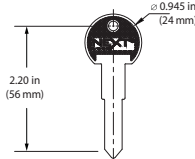
dial lock - right handed



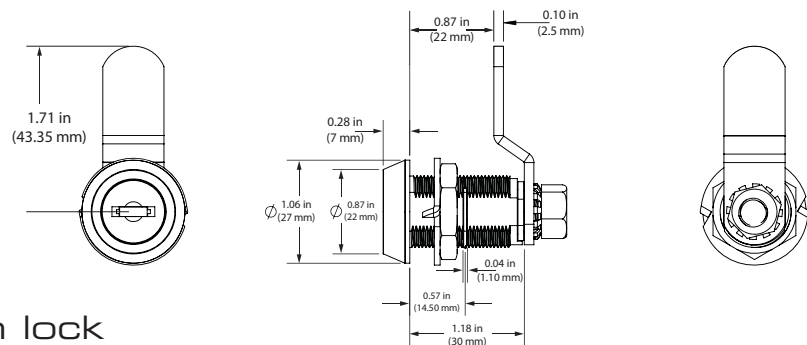
code retrieval tool



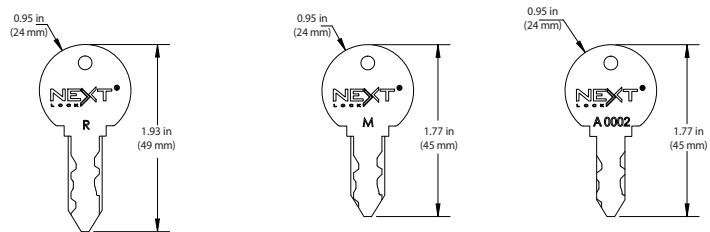
manager key



removal key



cam lock

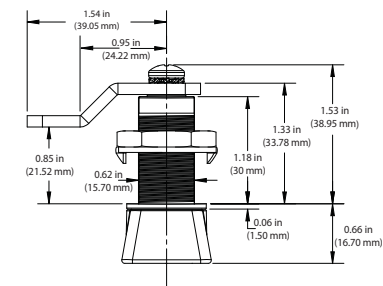
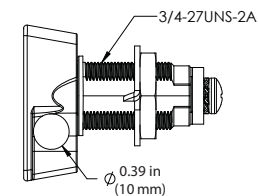
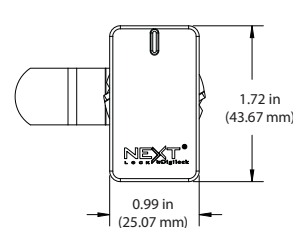


core removal key

manager key

user key

keys



padlock



Contact Us

Digilock Corporate Headquarters

9 Willowbrook Court
Petaluma, CA 94954
United States of America
+1 707 766 6000
sales@digilock.com

Digilock Europe B.V.

Douglassingel 47
1119 MD Schiphol-Rijk
Amsterdam, The Netherlands
+31 0 20 303 3060
sales@digilock.eu

Digilock Asia Limited

Flat B, 27th Floor Grandion Plaza
No. 932 Cheung Sha Wan Road
Lai Chi Kok, Kowloon, Hong Kong
+852 2776 0800
sales@digilock.asia

Digilock®

security simplified®

Star Fitness Croatia
10000 - Zagreb Croatia
Tel: +385 1 6465 201
Mob: +385 98 450 424

Email: prodaja@starfitness.hr
www.fitnessoprema.hr

Digilock®
Petaluma ■ USA
+1 707 766 6000
sales@digilock.com

Digilock Europe B.V.
Amsterdam ■ The Netherlands
+31 0 20 303 3060
sales@digilock.eu

Digilock Asia Limited
Kowloon ■ Hong Kong
+852 2776 0800
sales@digilock.asia